

Beanstack Tips for Patrons

SUMMER READING CLUB 2021


TABLE OF CONTENTS

SIGN IN	2
HAVE AN ACCOUNT?	2
FORGOT USERNAME OR PASSWORD?	2
NEED AN ACCOUNT?	2
REGISTER FOR CHALLENGE	3
NEW TO BEANSTACK	3
PREVIOUSLY USED BEANSTACK	3
LOG READING DAYS	4
PRIZE BOOK AND TICKET DRAWINGS	5
PRIZE BOOK	5
TICKET DRAWINGS	5

SIGN IN

HAVE AN ACCOUNT?

Go to parkridgelib.beanstack.org and click **Sign In** (top right).

A "Sign In" form. At the top, it says "Sign In" and "Don't have an account? Sign up for free." Below this are two input fields: "Username" and "Password". To the right of the "Username" field is a link "Forgot Your Username?". To the right of the "Password" field is a link "Forgot Your Password?". Below the input fields is a "Sign In" button. Red arrows point to the "Forgot Your Username?" and "Forgot Your Password?" links.

Enter your username and password to sign in. Continue with [Register for Challenge](#).

FORGOT USERNAME OR PASSWORD?

If you do not remember your username or password, click on the appropriate link to retrieve or reset them.

NEED AN ACCOUNT?

New to Beanstack? Go to parkridgelib.beanstack.org and click **Register an Individual or Family**.

A question box: "Have you previously used Beanstack to participate in a reading challenge?". Below the question are two buttons: "Yes" and "No". A red arrow points to the "No" button. At the bottom, it says "Not sure? Contact a library administrator and they'll help locate your account."

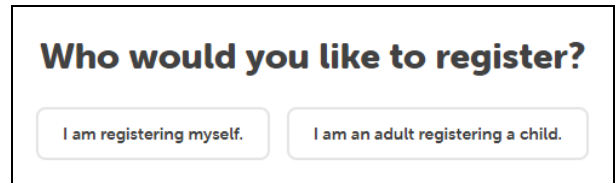
On the next screen, click **No** to create a new account.

Click **I am registering myself** if you will be participating in the club (you can add additional readers to your account).

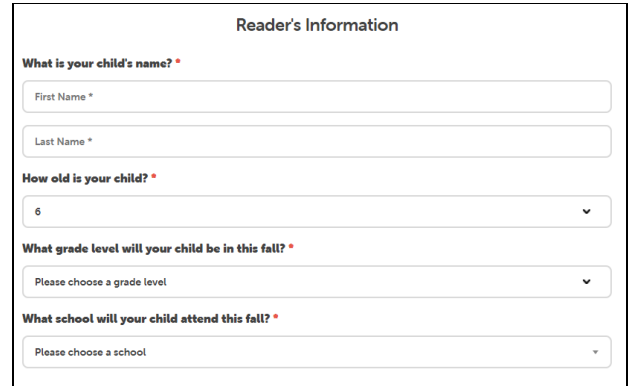
OR

Click **I am an adult registering a child** if you are not planning to participate but want to sign up your kids.

Enter your information for the required fields (first name, last name, and phone number), create your own username and password, and click on **Next** to create an account! If you are registering a child, you will be asked to enter their information (name, age, grade and school).



Who would you like to register?



Reader's Information

What is your child's name? *

First Name *
Last Name *

How old is your child? *

6

What grade level will your child be in this fall? *

Please choose a grade level

What school will your child attend this fall? *

Please choose a school

REGISTER FOR CHALLENGE

NEW TO BEANSTACK

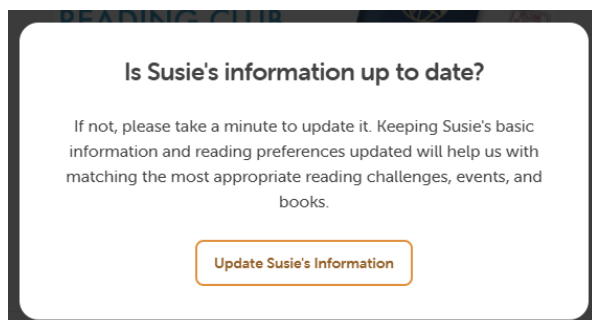
The challenge will appear on the home screen. Click on **Preregister** (if before June 11) or **Register** at the bottom of the screen.



PREVIOUSLY USED BEANSTACK

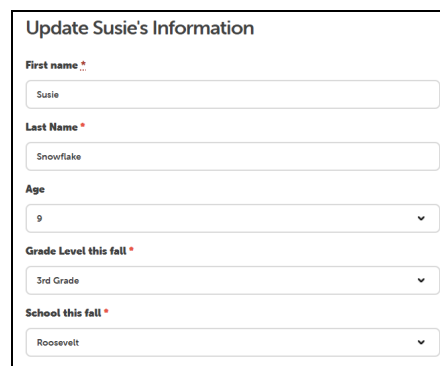
Under any currently enrolled challenges in **More Challenges**, click on the Summer Reading Club challenge. In the pop-up window, click on **Join Challenge** at the bottom.

You may be prompted to update the information for you or your child(ren).



Is Susie's information up to date?

If not, please take a minute to update it. Keeping Susie's basic information and reading preferences updated will help us with matching the most appropriate reading challenges, events, and books.



Update Susie's Information

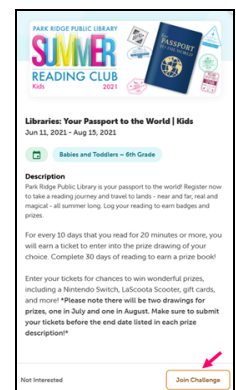
First name *
Susie

Last Name *
Snowflake

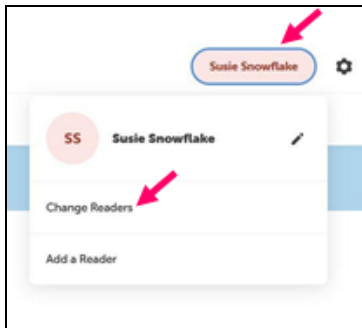
Age
9

Grade Level this fall *
3rd Grade

School this fall *
Roosevelt



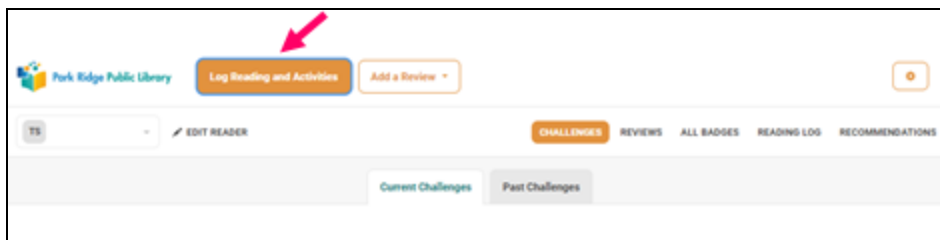
Click on **Save** to update the information. A window will open to show that you have successfully registered the child and unlock the registration badge.



To register other readers, change the reader by clicking on the reader name (top right corner of screen) and click on **Change Readers** and select the reader to register. Repeat steps above.

LOG READING DAYS

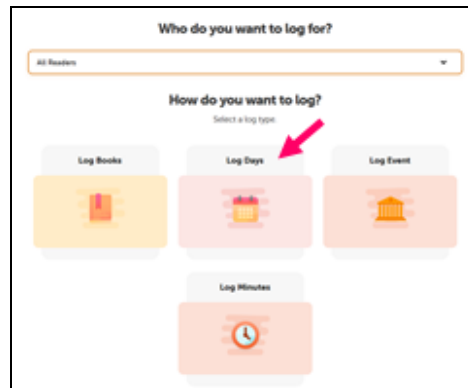
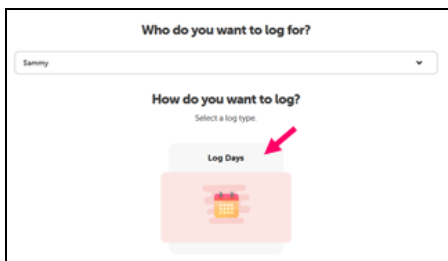
Click on **Log Reading and Activities** at the top.



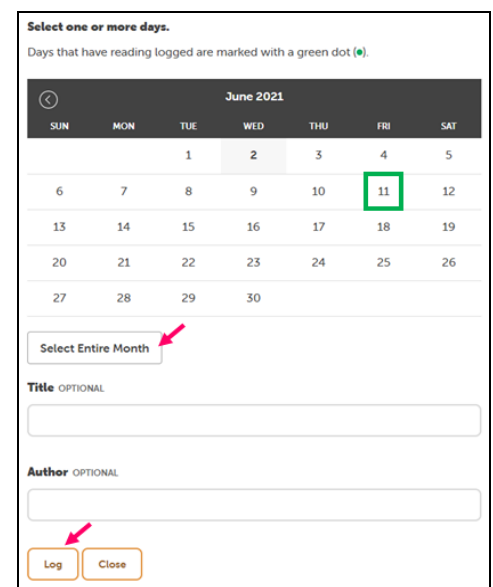
Select a reader from the dropdown or select **All Readers** to log for all kids at once, then select **Log Days**.

Individual Reader

All Readers



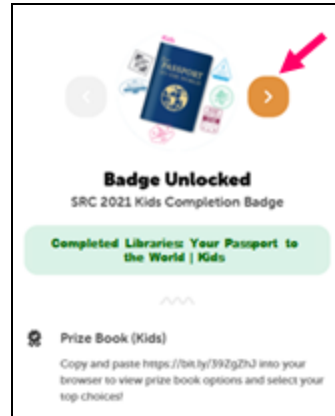
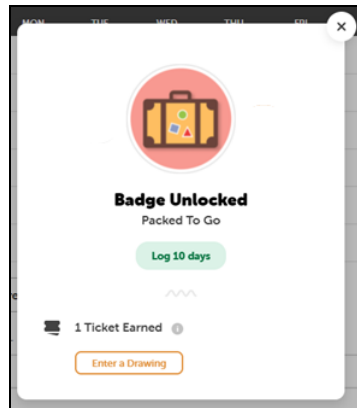
Click on each day in the calendar for the days read, **starting on June 11**, then click on **Log**. To log reading for the entire month, click on **Select Entire Month** and then **Log**. The last day you can log is **August 15**.



PRIZE BOOK AND TICKET DRAWINGS

For each 10 days logged, unlock a badge and earn one ticket to enter a drawing for a chance to win a fabulous prize. Log the maximum 60 days of reading to receive six tickets.

Log 30 days to unlock the completion badge and win a prize book. Click on the right arrow to get to the 30 day badge for another ticket to enter a drawing.

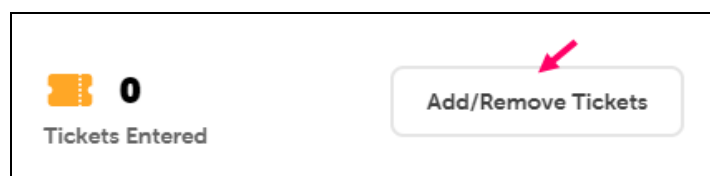
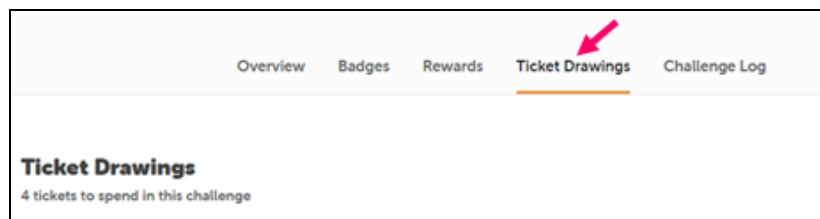
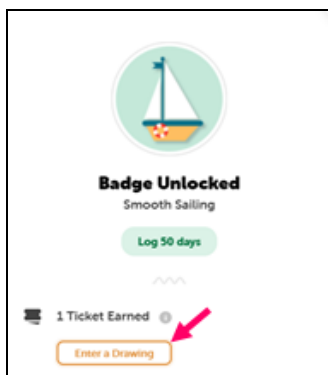


PRIZE BOOK

Follow the instructions to claim your prize book. You will also receive an email with this information.

TICKET DRAWINGS

For each badge unlocked, receive one ticket for a chance to win a prize. Click on **Enter a Drawing**. The **Ticket Drawings** tab will open. View all the prizes available. *Note the end dates for when tickets can be entered in those drawings.*



Click on the prize drawing you'd like to enter and **Add/Remove Tickets**.

Click the plus or minus sign to choose how many tickets to enter in that drawing; then click **Enter Ticket**.

You can always see how many tickets you have to enter or manage where you enter your tickets under the **Ticket Drawings** tab. You can change your mind about where to put your tickets or choose drawings later in the **Ticket Drawings** tab by adding or subtracting tickets.

